

## Dive Housing

---

ULTRA DURABLE AND  
WATERPROOF TO 197'(60M).

**GoPro**<sup>®</sup>  
Be a *HERO*. ■■■■

## / What's Included



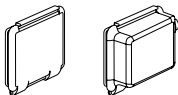
### **DIVE HOUSING**

Designed for deep sea diving and extreme activities.



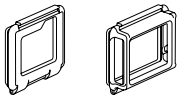
### **HOUSING LENS COVER**

Protects the housing lens from scratches, dirt and debris.



### **STANDARD BACKDOOR + STANDARD BACPAC BACKDOOR**

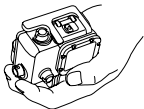
Waterproof backdoors for use with or without a BacPac™ accessory.



### **SKELETON BACKDOOR + SKELETON BACPAC BACKDOOR**

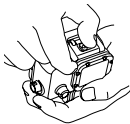
Enable optimal audio capture during low-speed activities, and access to an attached LCD Touch BacPac (sold separately). NOT waterproof.

## / Opening the Dive Housing



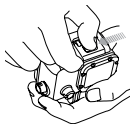
### Step 1

Grip the housing with your left hand.



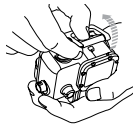
### Step 2

Using your right hand, place your thumb to the left side of the arrow and index finger just below the latch.



### Step 3

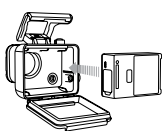
Pinch your fingers together, sliding the arrow to the right.



### Step 4

Use your fingertips to pull the latch upright and unlock it from the housing.

## / Closing the Dive Housing



**Step 1**  
Place your GoPro  
inside the housing.



**Step 2**  
Close the  
housing backdoor.



**Step 3**  
Hook the latch  
into the groove  
on the backdoor.



**Step 4**  
Press down on  
the latch until it  
locks into place.

## / Important Safety + Handling Information

**WARNING: Failure to properly care for your Dive Housing can result in leaks that may damage or destroy your camera. Your warranty does not cover water damage resulting from user error.**

### **CLEANING THE LENS**

Clean the housing lens immediately after it comes into contact with anything that may cause a stain, including ink, makeup, dirt, food or lotion. To clean the lens, gently wipe it with a soft, damp cloth. Do not use window cleaners, household cleaners, solvents, alcohol, ammonia or anything abrasive to clean the lens.

### **PREVENTING WATER DAMAGE TO YOUR CAMERA**

It's very important to keep the housing's rubber seal clean. A single hair or grain of sand can cause the housing to leak and damage your camera. To clean the seal, remove it from the housing, rinse it in fresh water and shake dry (drying with a cloth may cause lint to compromise the seal). After using the housing in salt water, always remember to rinse it with fresh water to prevent corrosion.

Learn more about GoPro  
products at **gopro.com**



Please Recycle

130-06139-000 REV B